



Simulation of climate scenarios and sensitivity analysis with the bio-physical process model EPIC

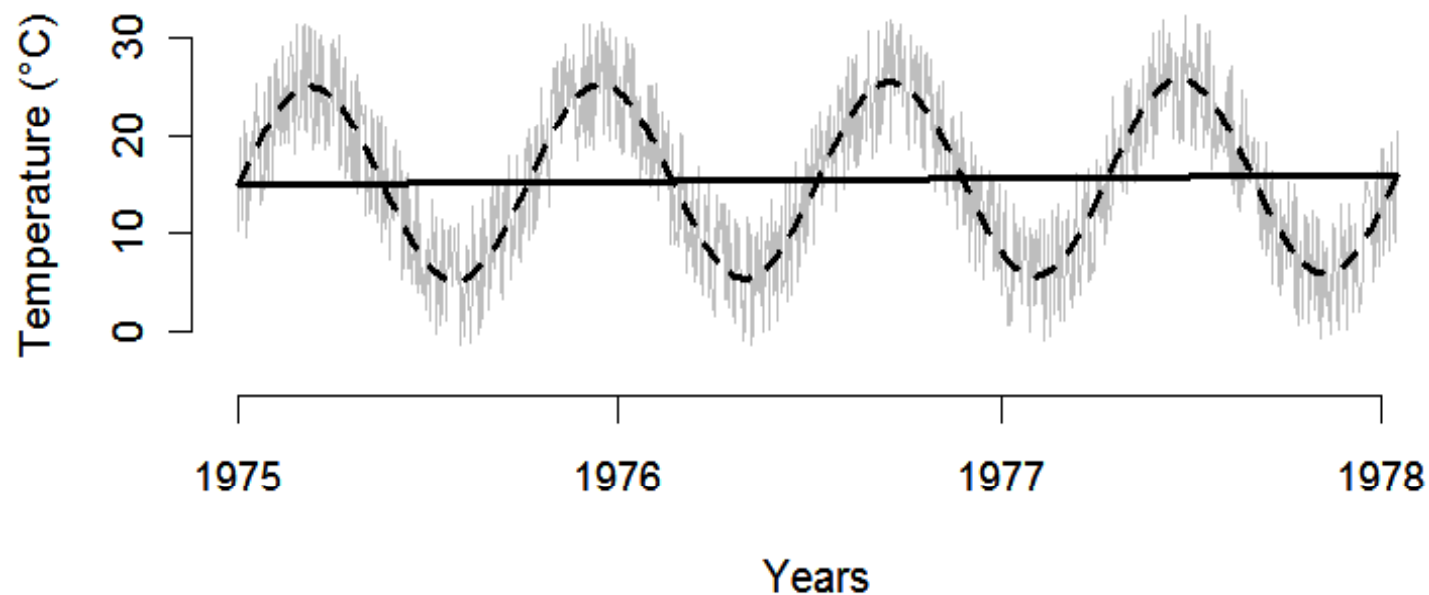
F. Strauss, E. Schmid, H. Formayer, E. Moltchanova
ISRSE, May 2009

Climate scenarios for the future

- General circulation models (GCMs)
 - Strong assumptions on initial conditions
 - Economic growth, global demographics, implementation of new technologies
 - A wide range of climate scenarios for the next 100 years -> TYNDALL data (TYN SC 2.0: A1FI, B1)
 - But: only small differences between scenarios in the next 20 to 30 years
- Statistical climate models (SCMs)
 - Linear regression models
 - Projection of stochastic climate trends for the next 20 to 30 years based on historical in situ weather observations
 - Local variations better captured than in regional climate models

Overview about SCMs

- Linear and seasonal dependencies



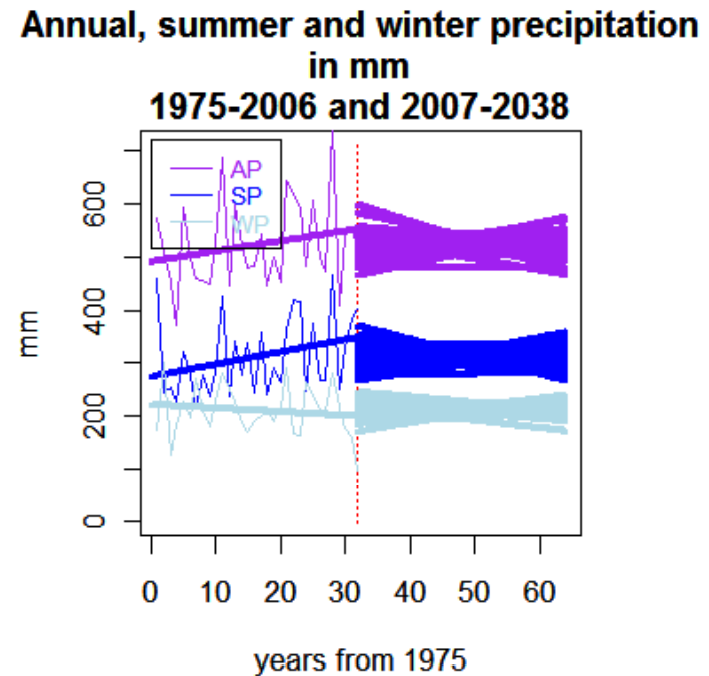
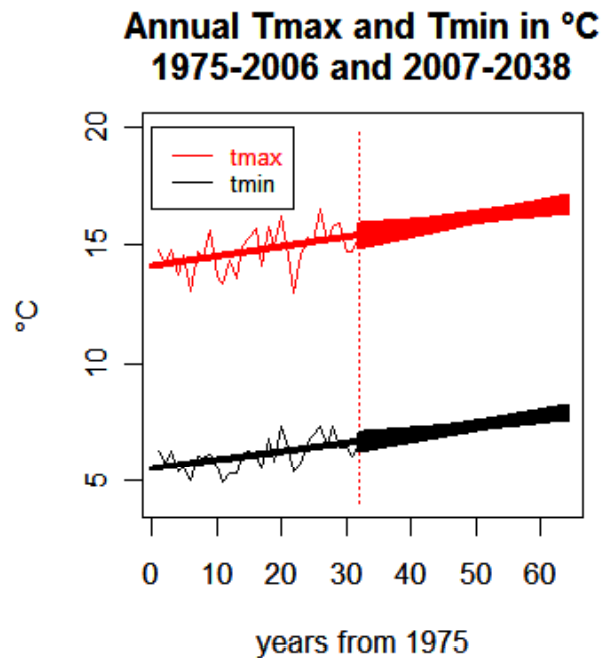
Overview about SCMs

- Performance of two SCMs
 - Model A
 - Regression for temperature and re-allocation of data from the other weather parameters: solar radiation, precipitation, relative humidity and wind
 - Model B
 - Regression for temperature as well as for the other weather parameters
- Comparison between models
 - In-sample error: Akaike Information Criterion (AIC)
 - Ranking of our SCMs according to their AIC, with the lowest value of AIC corresponding to the best model

Akaike Information Criterion (AIC)

	AIC with model A	AIC with model B
Tmax	68430.70	68430.70
Tmin	64093.53	64093.53
Radiation	82099.34	68233.23
Rain	895.1963	834.0782
Rel. Humidity	31238.39	28518.11
Wind	47763.13	47496.27

Stochastic feature of our models



- Pick a random year in the past to allocate residuals (respectively observations in model A) for a given month

Comparison SCMs/TYNDALL

	model A	model B	A1FI	B1
Tmax	1.31	1.31	0.34	0.41
Tmin	1.19	1.19	0.78	0.85
Rad	-0.0006	0.0713	-0.6300	-0.6600
Rain	1.9	2.4	33.9	36.11

- Rate of change between weather observations from 1975-2006 and the different weather scenarios from 2007-2038 (mean values)

The differences in weather inputs are influencing the simulations with EPIC model

	Corn (t/ha)		Winter Wheat (t/ha)	
	mean	stdev	mean	stdev
model A	10.92	0.63	6.71	0.44
model B	10.78	0.60	6.71	0.46
A1FI	10.86	0.35	6.19	0.44
B1	10.81	0.37	6.25	0.44
	Sunflower (t/ha)		Spring Barley (t/ha)	
	mean	stdev	mean	stdev
model A	4.19	0.20	4.77	0.54
model B	4.20	0.21	4.73	0.53
A1FI	3.81	0.10	4.88	0.30
B1	3.81	0.11	4.87	0.31

	Soil organic carbon (t/ha)		Nitrate leaching (kg/ha)	
	mean	stdev	mean	stdev
model A	118.40	3.15	13.17	14.84
model B	118.25	3.38	13.82	15.18
A1FI	118.96	3.16	13.94	13.52
B1	118.90	3.24	14.14	13.23

Conclusions

- Comparison SCMs/TYNDALL
 - Temperature is increasing stronger and precipitation is lower in our SCMs
- Differences in weather input do slightly influence EPIC outputs
 - Higher spring barley yields simulated with TYNDALL, but lower yields for winter wheat and sunflower. Corn yields simulated with TYNDALL are between values of model A and B
 - Soil organic carbon almost the same
 - Biggest model-to-model differences for nitrate leaching, but differences are not significant because of large standard deviations
- Comparisons are useful for assessing uncertainties of different approaches in developing climate change scenarios and their bio-physical impacts

Outlook

- Improvement of precipitation scenarios by changing the appropriate precipitation statistics
 - Provide options to model weather extremes, which are highly relevant in bio-physical impact assessments of climate change
- Improvement of statistical sensitivity and uncertainty analysis
 - Ideas are welcome!

Distribution of residuals

	January		July	
	mean	res	mean	res
Tmax [°C]	2.64	5.28	26.32	4.14
Tmin [°C]	-2.93	5.17	14.73	2.72
Radiation [MJ/m ²]	3.87	1.75	20.74	6.37
Rain [mm]	15.15	12.93	58.26	35.68
Rel. humidity [%]	80	13	62	13
Wind [m/s]	3.36	2.42	3.11	1.50

- Residuals change only marginally between our SCMs
- Residuals are distributed Gaussian-like, except for precipitation which shows substantial and erratic variations